



BUILDING TRUST



WaboCrete® Membrane Gen II (Black)

Gen II Elastomeric Membrane sealing expansion joint system

Features	Benefits
• Watertight applications	The heavy-duty membrane seal combined with WaboCrete® Parking Series elastomeric concrete provides a monolithic system preventing water from permeating through the expansion joint opening.
• Energy absorbing	WaboCrete® Parking Series has been developed to absorb impact loads and flexure associated with typical parking deck applications.
• Seismic Capabilities	Capable of 83% (min.) rapid outward movement beyond profile's relaxed width.
• Proven performance	Accommodates unforeseen outward structural movements.
• Optional "Stay-in-Place" form	Accommodates irregular vertical surfaces, reduces labor, aesthetic value.

DESCRIPTION:

Generation II is a durable watertight expansion control system that can accommodate unforeseen outward structural movements (ie: seismic, shrinkage, creep or other unknown movements) beyond its relaxed width without sacrificing performance and water tightness. System shall consist of heavy-duty preformed thermoplastic rubber profiles incorporating integral serrated side flanges and heavy-duty integral solid rubber bulkheads that extend on to edge of slab for transfer of wheel loads. Cast elastomeric profile into a preformed concrete blockout by utilizing manufacturer's elastomeric concrete header. Installed by Factory Trained Applicators, the WaboCrete® Membrane Gen II systems are available with the strongest warranties in the industry.



RECOMMENDED FOR:

- Sealing expansion joint openings on parking structures, service ramps, stair towers & stadiums.
- New construction or repair and maintenance of existing expansion joints.
- Other structures exposed to passenger vehicles where impact and repetitive wheel loads exist.

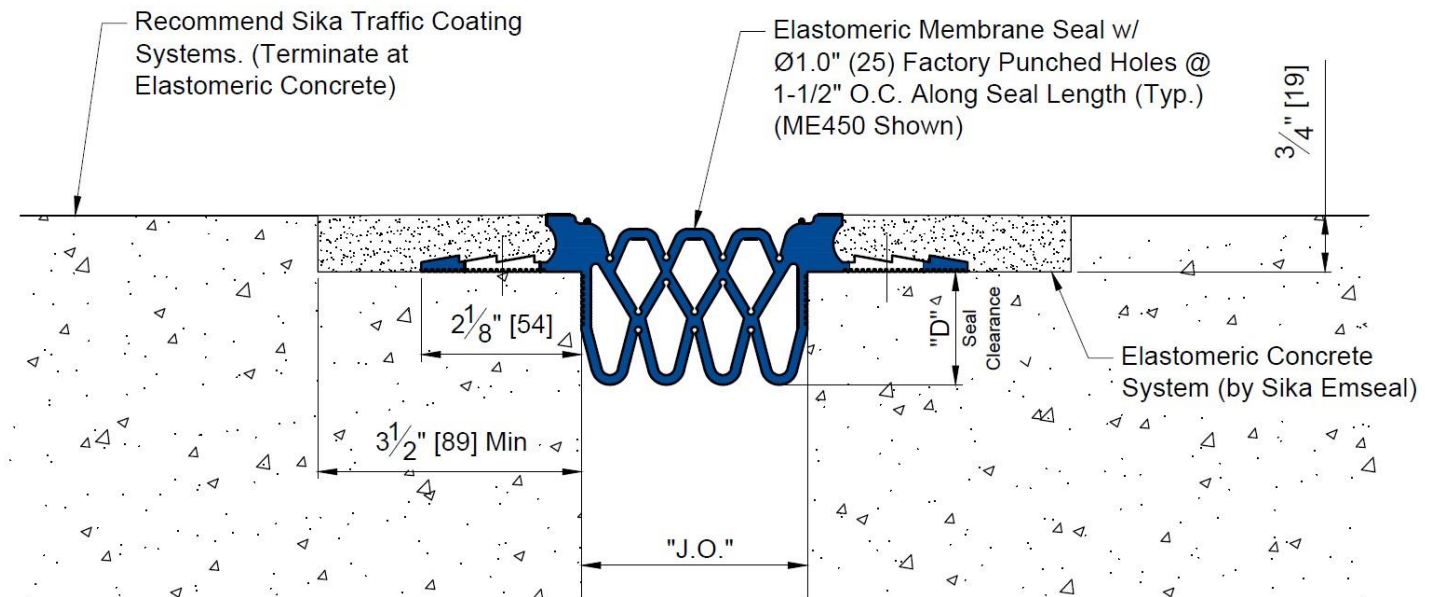
PACKAGING/COVERAGE:

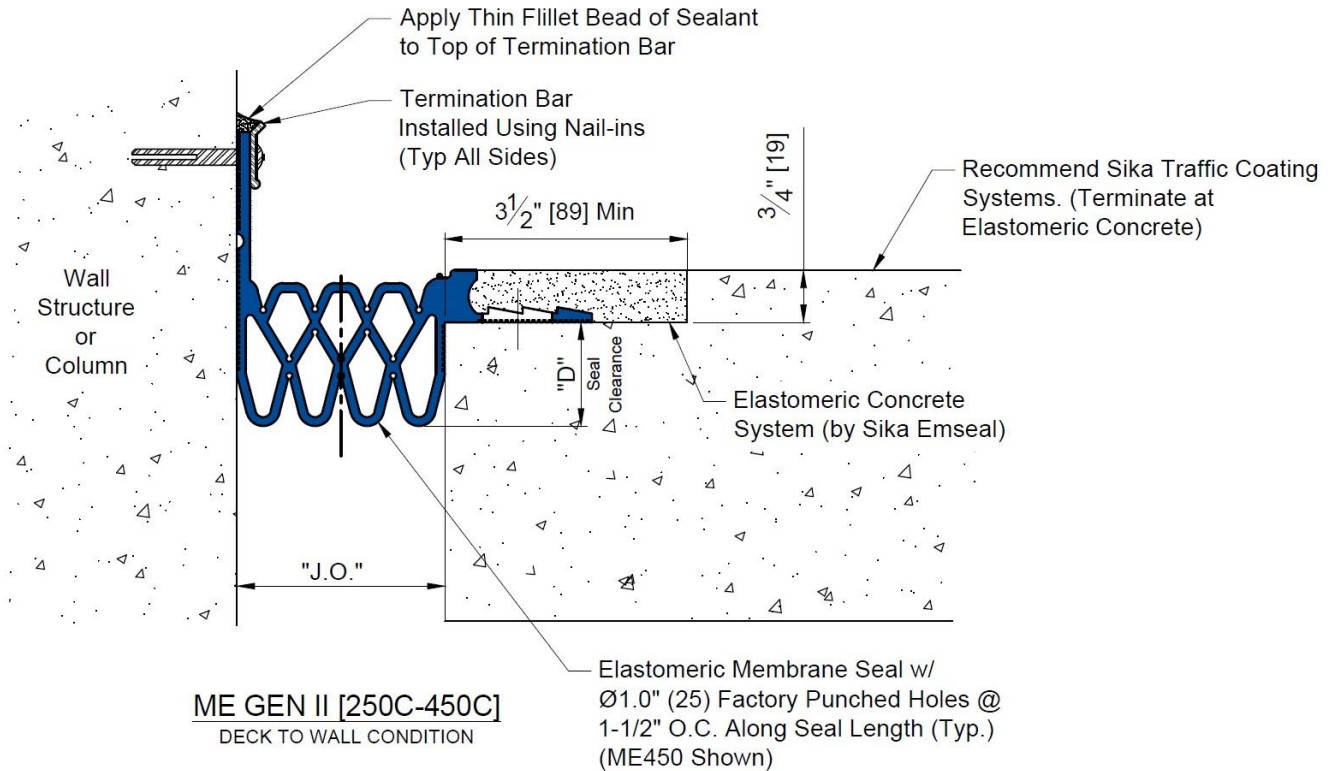
- Thermoplastic rubber seals are cut to length and shipped on pallets per limitations of shipping methods
- WaboCrete® Parking Series
 - PTA – ½ gal container
 - PTB – 1 gal container
 - PTC – 60 lbs aggregate
 - A+B+C = 1 unit
 - 1 unit = 0.6 ft³ (1030 in³)
- Sikadur®-229 Broadcast Aggregate (**Available upon request**)
 - 60 lb (30 kg) Bag
 - Broadcast to refusal

TECHNICAL DATA:

Design Information

The WaboCrete® Gen-II elastomeric membrane sealing expansion joint system is available in 2 different configurations, deck-to-deck and deck-to-wall. The ME Gen-II series uses a multi-celled pedestrian-friendly profile designed with ADA guidelines in mind. Movement capabilities are enhanced to meet seismic applications. Should the joint opening expand beyond 6.0" in any area subject to pedestrian foot and vehicular traffic, Emseal recommends use of the Wabo®SafetyFlex elastomeric hinged cover system. Consult Emseal for additional recommendations.





Movement Table

Model Number	Installation Width : "A"				Joint Opening (Thermal) : "A" *							
	Min		Max		Min.		Mid.		Max.		Total Movement.	
	inches	mm	inches	mm	inches	mm	inches	mm	inches	mm	inches	mm
ME-250	1	25	1 3/4	44	3/4	19	1 1/4	32	2 1/2	64	1 3/4	44
ME-250C*	1	25	1 3/4	44	3/4	19	1 1/4	32	2 1/2	64	1 3/4	44
ME-300	1	25	2 1/4	57	3/4	19	2	51	3	76	2 1/4	57
ME-300C*	1	25	2 1/4	57	3/4	19	2	51	3	76	2 1/4	57
ME-450	1 1/2	38	3	76	1 1/2	38	3	76	4 1/2	114	3	76
ME-450C*	1 1/2	38	3	76	1 1/2	38	3	76	4 1/2	114	3	76
ME-600	2	51	4	102	1 1/2	38	3 1/2	89	6	152	4 1/2	114
ME-600C*	2	51	4	102	1 1/2	38	3 1/2	89	6	152	4 1/2	114
ME-700	2 1/2	64	5	127	2	51	4 1/2	114	7	178	5	127
ME-700C*	2 1/2	64	5	127	2	51	4 1/2	114	7	178	5	127
ME-850	3	76	6	152	2 1/2	64	5 1/2	140	8 1/2	216	6	152
ME-850C*	3	76	6	152	2 1/2	64	5 1/2	140	8 1/2	216	6	152

1.) The model Numbers with a "C*" imply corner conditions. Emseal offers two standard transition solutions, custom solutions are also available. Contact your Emseal Representative with your special design needs.

2.) * : Values reflect allowable Min. & Max. openings after thermal movement occurs.

3.) Note : Refer to specific system cut sheets for additional information on allowable shear & extended movement capabilities.



BUILDING TRUST



Elastomeric Concrete Header

PHYSICAL PROPERTIES (Binder and Aggregate)

PHYSICAL PROPERTIES	TEST METHOD	TEST RESULTS
Compressive Strength	ASTM D695 Mod	2200 psi
Resilience at 5% deflection	ASTM D695	> 95%
Adhesion to concrete:	Varies	> 400 psi
Impact Resistance	1lb Steel ball drop	
At 0 deg F (-18C)		no cracks at 7 ft Pass
At 158 deg F (70C)		no cracks at 7 ft Pass

Elastomeric Gland (Thermoplastic)

PHYSICAL PROPERTY	ASTM TEST METHOD	REQUIREMENTS
Tensile Strength, min	D-412	986 psi
Elongation at Break, min	D-412	570%
Hardness, Shore A	D-2240	63
100% Modulus, min	D-412	363 psi
Tear Strength, avg	D-624	29.0 kN/m
Tension Set, avg	D-412	10%
Compression Set, max 22 hrs @ 73°F 70 hrs @ 257°F	D-395	17% 40%
Ozone Resistance	D-1171	No cracks
UV Resistance	SAE J1960	Pass
Staining Resistance	D-925	No staining



APPLICATION:

INSTALLATION SUMMARY:

- Concrete substrates must be abrasive blasted to remove all latencies and contaminants which may cause bonding problems.
- Apply Wabo®Bonding Agent (primer) to surface of the properly prepared concrete prior to installation of WaboCrete® Parking Series. Do NOT apply Wabo®Bonding Agent to steel substrates. There must be no visible moisture prior to the application of the primer. Primer can be brush applied. Do NOT allow primer to dry prior to placement of WaboCrete® Parking Series.
- Thoroughly pre-mix (approximately 20 seconds) Part B separately before pouring entire contents of Part B into clean 5 gallon container. Add Part A and mix both components for approximately 30 seconds, or until well blended.
- Slowly add the aggregate component (Part C) to the mixed liquids and mix until all aggregate is coated (approximately 1 minute). This mix can be poured into the properly prepared blockout, in which the primer is still wet. The material will flow and self-level. Use a margin trowel to work material and finish surface.
- **Available by request only** - Broadcast Sikadur®-229 aggregate onto WaboCrete® Parking Series when the elastomeric header becomes tacky. Broadcast to refusal.
- For sloped conditions, add Wabo®Non Flow Additive to the liquid-aggregate mixture.
- For optional stay-in-place form header installation Part C aggregate may be reduced by 5lbs, (10lbs max.) for increased flowability and consolidation against irregular surfaces. (Note: yield per unit will be reduced)
- The elastomeric gland shall be field installed in longest possible continuous lengths. Install the expansion control system in accordance with manufacturer's typical details and installation procedures.

FOR BEST RESULTS:

- Install when concrete substrate is clean, sound, dry, and cured (14-day minimum).
- Do not install if the joint's anticipated movement will exceed the system's movement range.
- Protect the work area with appropriate slab protection (roofing paper).
- Minimize splice points by installing seals in longest possible continuous lengths.
- Do not allow any of the components to freeze prior to installation. Store all components out of direct sunlight in a clean, dry location between 50°F (10°C) and 90°F (32°C).
- Shelf life of chemical components is approximately 1 year. Shelf life of WaboCrete® Parking Series is 18 months.
- Periodically inspect the applied material and repair localized areas as needed. Consult a Sika Emseal representative for additional information.
- Make certain the most current version of the product data sheet is being used. Please consult the website (www.emseal.com) or contact a customer service representative.
- Proper application is the responsibility of the user. Field visits by Emseal personnel are for the purpose of making technical recommendations only and not for supervising or providing quality control on the jobsite.
- Since methods of application and on-site conditions are beyond our control and can affect performance, appearance or color, Emseal makes no other warranty, expressed or implied.




OPTIONS/EQUIPMENT:

- Non-flow additive (sloped conditions)
- Two-inch (2") hand margin trowels
- Use a $\frac{3}{4}$ " heavy duty, slow speed, high torque, drill with an egg-beater (or mud beater) style mixing paddle to mix Wabo®Crete Parking Series.
- One clean 5-gallon bucket

RELATED DOCUMENTS:

- Material Safety Data Sheets
- WaboCrete® Membrane Gen II Specification
- WaboCrete® Membrane Gen II Sales Drawings
- WaboCrete® Membrane Gen II Installation Procedure

Example of an "egg-beater" style mixing paddle.



LIMITED WARRANTY:

Sika Emseal warrants that this product conforms to its current applicable specifications. SIKa EMSEAL MAKES NO OTHER WARRANTY, EXPRESS OR IMPLIED, INCLUDING ANY WARRANTY OF MERCHANTABILITY OR WARRANTY OF FITNESS FOR A PARTICULAR PURPOSE. The sole and exclusive remedy of Purchaser for any claim concerning this product, including, but not limited to, claims alleging breach of warranty, negligence, strict liability or otherwise, is the replacement of product or refund of the purchase price, at the sole option of Sika Emseal. Any claims concerning this product shall be submitted in writing within one year of the delivery date of this product to Purchaser and any claims not presented within that period are waived by Purchaser. IN NO EVENT SHALL EMSEAL BE LIABLE FOR ANY SPECIAL, INCIDENTAL, CONSEQUENTIAL (INCLUDES LOSS OF PROFITS) OR PUNITIVE DAMAGES. Other warranties may be available when the product is installed by a factory trained installer. Contact your local Sika Emseal representative for details. The data expressed herein is true and accurate to the best of our knowledge at the time published; it is, however, subject to change without notice.

Sika Emseal
25 Bridle Lane, Westborough, MA 01581 USA
Phone: 508-836-0280 / Fax 508-836-0281
www.emseal.com

Rev. 1.5 11-25-2024



BUILDING TRUST

